

PR900 Upgrade Guide

1. Notes

This upgrade package only supports upgrade from V1.00.12 to V1.01.07 through the network port.

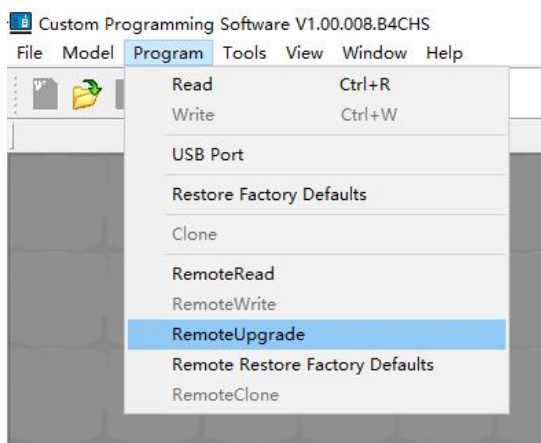
2. upgrade tools

- (1) CPS version:
CPS: V3.05.034B3
- (2) Upgrade file:
V1.01.07.pack
- (3) IP network

The computer and PR900 can be connected directly through the network cable or through the router. They must be in the same network segment.

3. Upgrade steps

- (1) Click on the program in the menu bar, then select and click Remote Upgrade from the drop down box.



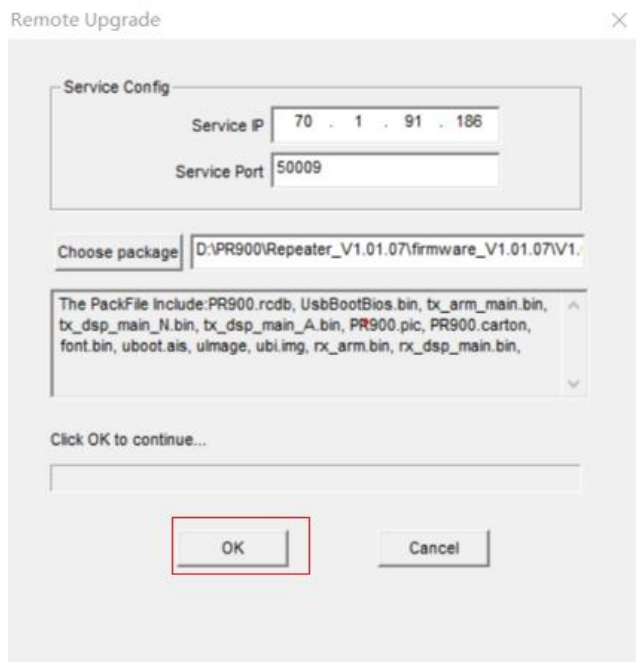
- (2) Input PR900 IP address



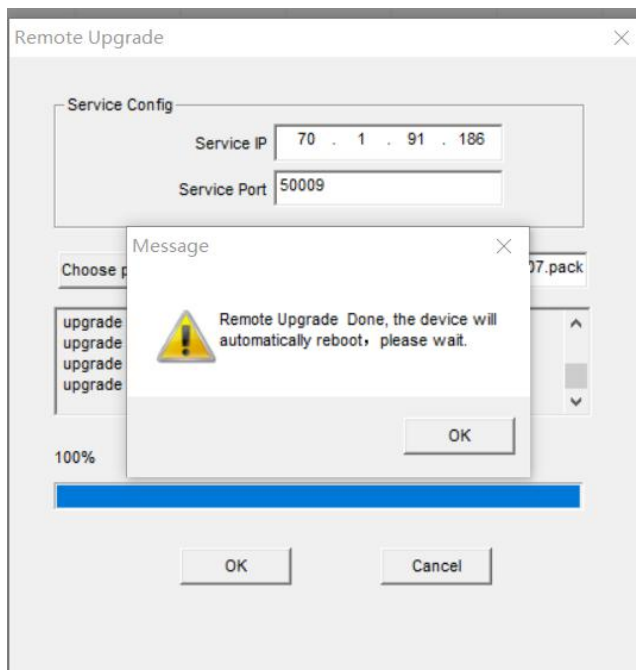
(3) Choose upgrade package



(4) Click OK button



(5) Wait for the upgrade to complete, PR900 will reboot automatically



(6) Upgrade complete.